



PercoTop® KH

1K KH Topcoat

Features

- PercoTop® KH 1K KH Topcoat is a high-gloss 1K topcoat based on alkyd resin.
- It is easy to apply and suitable for indoor and outdoor use.
- 5 degrees of gloss: high gloss to matt.

Products

Base paint

PercoTop® KH	PercoTop® KH 1K KH Topcoat
CS991	PercoTop® 1K KH Binder
CS201	PercoTop® Matting Agent 1K
XXX	Tints

Thinners

CS600	PercoTop® Thinner Standard
CS610	PercoTop® Thinner Fast

Accelerator

CS212	PercoTop® Siccative 376
-------	-------------------------

Also possible:

CS601	PercoTop® Thinner 1K
-------	----------------------

Colours

- Industrial and standard colour registers.

Substrates





- Cured, solvent resistant, well preserved and scuff sanded old finish.
- All PercoTop® primers, primer surfacers and surfacers.

For professional use only!

PercoTop® KH

1K KH Topcoat

Surface preparation

Substrates must be free from all contaminants.	
Apply to	PercoTop® Primer/Primer Surfacer or old paintwork.
	Thoroughly clean old paintwork.
Either	 Sand dry with orbital sander and dust exhaust P320-P500.
or	 Sand wet with sandpaper P600-P800.
	Before further treatment, carefully clean sanded areas once more to remove all dust, paint residues from sanding and other impurities.

VOC value ready for use (EU Directive 1999/13/EC)
<ul style="list-style-type: none"> < 600 g/l + 15% CS600.







Product preparation

Thinner	CS600 CS601 CS610
Recommended dry film thickness	35-50 µm

PercoTop® KH

1K KH Topcoat

Application

		Application viscosity DIN 4 mm at 20°C (s)	Thinner (%)	Spray nozzle (mm)	Pressure (bar)	Number of coats
	Gravity feed	18-20	15-20	1.3-1.4	2.5-3.0	2
	Suction feed (High pressure spraying)					
	HVLP (Low pressure spraying)	18-20	15-20	1.3-1.4	2.0-2.5	2
	Airless	25-35	5-10	0.18-0.23	2.0-3.0 air	2
	Airmix				ca. 80-120 material	
	Pressure pot	18-20	15-20	1.1-1.3	2.5-3.0 air	2
	Membrane pump (High pressure spraying)				1.0-1.5 material	
	Electrostatic	According to the advice of the Technical Representative.				



PercoTop[®] KH

1K KH Topcoat

Drying

Air drying at 20°C	40 µm dry film thickness
Dust dry	30 minutes
Dry to handle	6-24 hours
Dry	30-75 hours
Forced drying	Flash time: 20 minutes. Depending on film thickness.
Drying time	35 minutes
Drying temperature	60°C object temperature
Remark	To accelerate the drying of the product, mix the topcoat at a ratio of 5:1 per volume with CS701 (before adding the necessary amount of thinner). Potlife will be reduced to 6 hours.

Product data



	Solids Weight (%) +/- 1	Density (kg/l) +/- 0.01	Theoretical coverage (at 40 µm) (m ² /kg)	Theoretical material consumption (at 40 µm) (g/m ²)
White				
Packaged	54	1.11	10	104
Black				
Packaged	45	0.98	10	96




PercoTop[®] KH

1K KH Topcoat

Remarks

	<ul style="list-style-type: none"> Different additives can be used to adjust application properties by brush and roll (CS211) and drying (CS212). See separate info sheet and contact your representative.
	<ul style="list-style-type: none"> Stir the mixture well after the weigh-out of the components. Stir CS201 (PercoTop[®] Matting Agent 1K) thoroughly each time before use in colour formulae, in order to secure reproducible gloss levels.
	<ul style="list-style-type: none"> Axalta recommends the customer should perform a quick colour check of products before use.
Storage conditions	<ul style="list-style-type: none"> Refer to the label on the original can.

Note on safety:	
	<p>This product is classified according to regulation (EC) 1272/2008 (CLP). Please consult the Safety Data Sheet.</p> <p>It is strongly recommended to use appropriate personal protection equipment during application.</p>
	Observe the precautionary notices displayed on the container.

Information

The information provided herein corresponds to our knowledge on the subject at the date of its publication. This information may be subject to revision as new knowledge and experience becomes available. The data provided fall within the normal range of product properties and relate only to the specific material designated; these data may not be valid for such material used in combination with any other materials or additives or in any process, unless expressly indicated otherwise. The data provided should not be used to establish specification limits or used alone as the basis of design; they are not intended to substitute for any testing you may need to conduct to determine for yourself the suitability of a specific material for your particular purposes. Since Axalta cannot anticipate all variations in actual end-use conditions Axalta makes no warranties and assumes no liability in connection with any use of this information. Nothing in this publication is to be considered as a license to operate under or a recommendation to infringe any patent rights.

This Technical Data Sheet supersedes all previous issues.

Copyright © 2014, Axalta Coating Systems, LLC and all affiliates. All rights reserved. The Axalta logo, Axalta[™], Axalta Coating Systems[™] and all products denoted with [™] or [®] are trademarks or registered trademarks of Axalta Coating Systems, LLC and its affiliates. Axalta trademarks may not be used in connection with any product or service that is not an Axalta product or service.